


Série 120

Força de retenção Δ Fmáx.	91 kgf
Angulo de abertura do braço	100°
Angulo de abertura do punho	60°
Peso	170 g

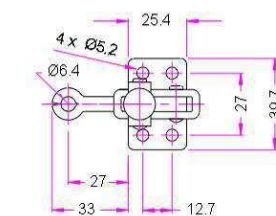
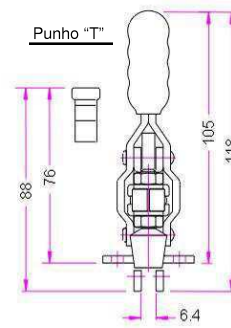
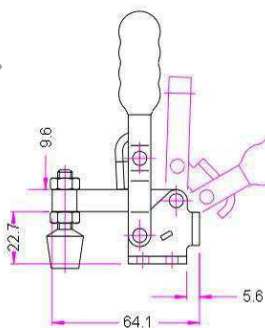
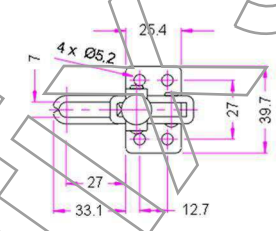
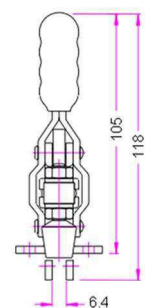
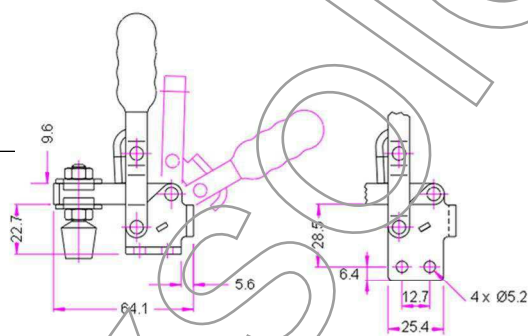
*Modelos em aço inoxidável: Ref. **GH-12050-SS**
Ref. **GH-12050-USS**

GH-12050-U
GH-12050-USS*

GH-12050
GH-12050-SS*



<p>GH-12050 Braço c/ paraf. fixo, base horizontal, punho vertical De série: Parafuso M6 neoprene Ref. FC-14134</p>	
<p>GH-12050-SS versão em inox do modelo GH-12050 De série: Parafuso M6 inox</p>	
<p>GH-12055 Braço c/ paraf. fixo, base vertical, punho vertical De série: Parafuso M6 neoprene Ref. FC-14134</p>	
<p>GH-12050-U Braço em calha, base horizontal, punho vertical. De série: Parafuso M6 neoprene Ref. FC-14134 2 anilhas de flanco M6 Ref. FW-140</p>	
<p>GH-12050-USS versão em inox do modelo GH-12050-U De série: Parafuso M6 inox 2 anilhas de flanco M6 inox</p>	
<p>GH-12055-U Braço em calha, base vertical, punho vertical. De série: Parafuso M6 neoprene Ref. FC-14134 2 anilhas de flanco M6 Ref. FW-140</p>	
<p>GH-12070 Braço c/ paraf. fixo, base horizontal, punho em "T" De série: Parafuso M6 neoprene Ref. FC-14134</p>	
<p>GH-12075 Braço c/ paraf. fixo, base vertical, punho em "T" De série: Parafuso M6 neoprene Ref. FC-14134</p>	



GH-12050
GH-12050-SS
GH-12055
GH-12070
GH-12075